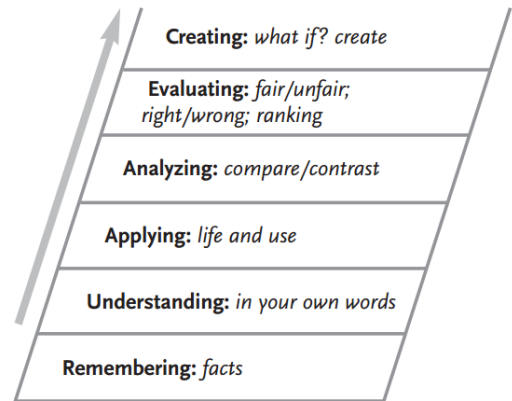


7th Grade Summer Reading Project

This year's summer reading will focus on how to think more deeply about the texts you read. To help you accomplish this, your 7th grade English teachers have put together a packet of activities that you will complete over the summer and **turn in the first day of school**. Your summer reading project will be the **first important grade of the year**. This means it will be worth as much as a project (a major grade)!



Your objectives:


- To foster a love for reading by choosing a text that is of interest to you
- To show your understanding of a text by completing higher order thinking tasks.

Steps to completing the Summer Reading Project:

1. Select a novel from **Your Summer Reading Choices** book list. (page 2)
2. After you complete the Book Previewing activity, **set a goal for how many pages you want to read per day or week**. This will help you stay on track with your reading.
3. As you read, respond to the **Two-column Note Journal Questions**. (pages 3-4)
4. When you have completed your book, begin the **2016 Summer Reading Project**. (pages 5-11)


My goal is to read _____ pages per (circle one) day/week. By sticking to this plan, I will be able to finish my book by (month) _____
(day of month) _____.

Your Summer Reading Choices!




Enrique's Journey (The Young Adult Adaptation)* by Sonia Nazario:

Enrique's Journey recounts the unforgettable quest of a Honduran boy looking for his mother, eleven years after she is forced to leave her starving family to find work in the United States. Braving unimaginable peril, often clinging to the sides of freight trains, Enrique travels through hostile worlds full of thugs, bandits, and corrupt cops. But, he pushes forward, relying on his wit, courage, hope and the kindness of strangers.



The Skin I'm In* by Sharon Flake:

Thirteen-year-old Maleeka, an excellent student who is choosing the wrong friends, meets a new teacher, who helps her discover who she is and what she believes.



One for the Murphys by Lynda Mullaly Hunt:

When she enters the foster care system, Carley Connors never imagines that she'll find a place to call home- that is, until she meets the Murphys. Blindsided by their love, Carley finally feels like she has found a place to belong. When her mother comes to take her back, she is forced to make the biggest decision of her life.



Searching for Home by Lucinda Ireland:

Searching for home is the amazing journey of Maddie, who leaves home in search for the missing element in her life: her father. Maddie and her horse Endora are soon joined by Leith, who has his own reasons for wanting to leave town. Maddie's heartwarming and moving tale is full of unexpected dangers; she faces the cold, kidnap and injury, but most of all, she faces her own future by unlocking what lies in her past.

Extra Credit if you read more than one book (assignment to be determined by your English teacher)!

* = challenging

Two-column Note Journal Questions

“Reading is to the mind what exercise is to the body.” ~ Sir Richard Steele

Book Title: _____

BEFORE YOU READ	RESPONSE
Looking at the title of this book, brainstorm all of the words or pictures that come to mind when you think of the title.	
<p>Flip through the book and find one word you are unsure of. Write it down: _____</p> <p>What do you think it means? _____</p> <p>Look up synonyms for the word you found. Choose at least one synonym that you know and write it down on the line below. When you come to the word above while reading, don't forget to turn back to this page to remind yourself of what it means.</p> <p style="text-align: right;">Synonym: _____</p>	

DATE	PAGES READ	RESPONSE
TASK/QUESTION		
What do you predict will happen next? What in the story helped you make this prediction? (PREDICTING)		

DATE	PAGES READ	RESPONSE
TASK/QUESTION		
<p>Copy your favorite sentence from what you've read so far. Explain why this is your favorite sentence. Does it make you laugh? Does it make you upset? Does it help you create a mental picture of what's going on in the story? Explain. (CONNECTIONS)</p>		

DATE	PAGES READ	RESPONSE
		1.
TASK/QUESTION		
<p>Identify 3 major events in the text and put them in order of when they happened. What makes these events so important? (SEQUENCING AND PLOT)</p>		<p>2.</p> <p>3.</p>

2016 Summer Reading Project

Complete the following tasks in the space provided for you at the end of the packet.

<p>Remembering</p> <p><u>ANSWER ALL THREE</u></p> <p>(15 points)</p>	<ol style="list-style-type: none"> 1. What is the main setting of the novel? 2. Who is the protagonist, or main character? Who is the antagonist? 3. What is the conflict (problem) that the main character has, and how does he/she solve it?
<p>Understanding</p> <p><u>ANSWER ALL THREE</u></p> <p>(15 points)</p>	<ol style="list-style-type: none"> 4. Choose a character and describe his/her personality traits. <ol style="list-style-type: none"> a. Use the Character Map graphic organizer in your packet to help you collect your thoughts. (page 12) 5. Tell me, in your own words, how the setting affected, or did not affect the main character. 6. Describe the mood of a specific scene from the novel using at least two relevant details.
<p>Applying</p> <p><u>ANSWER</u></p> <p>(10 points)</p>	<ol style="list-style-type: none"> 7. Identify a situation in which the protagonist showed courage or strength. Describe how you would have reacted in the same situation.
<p>Analyzing</p> <p><u>CHOOSE ONE</u></p> <p>(15 points)</p>	<ol style="list-style-type: none"> 8. Compare and contrast two of the characters in the book. 9. Compare the novel you read this summer to another novel you have read. 10. Explain how the main character has changed throughout the story. If they have not changed, do not answer this question. 11. Find an internet article about someone who has experienced one of the issues from the novel you have chosen (i.e. overcoming obstacles, identity). Record your source then write a summary of the article.
<p>Evaluating</p> <p><u>CHOOSE ONE</u></p>	<ol style="list-style-type: none"> 12. Do you like the way the story ended? Why or why not? 13. Which character would you most like to meet and why? 14. Describe a situation in which a character is treated unfairly and explain how it is unfair to that character.

<p>(20 points)</p>	<p>15. Draw a comic of the most exciting, the funniest or the saddest part of the story. Then, explain why you selected that part.</p> <ol style="list-style-type: none"> Use dialogue, captions, and pictures to demonstrate you're the scene Use the Make a Comic Strip handout in your packet for your rough draft before making a final copy on a separate sheet of paper. (pages 13-14)
<p>Creating</p> <p><u>CHOOSE ONE</u></p> <p>(25 points)</p>	<p>16. Choose a character from your book, then think of ONE gift you would like to give him/her based on that character's specific needs. Explain why you chose that gift.</p> <p>17. Choose a character from the novel and write a creative continuation of his/her story.</p> <p>18. Write a descriptive new ending to the text.</p> <ol style="list-style-type: none"> Summarize the original text New ending should be at least 3 paragraphs and ties up any loose ends. <p>19. Scrapbook: Make a scrapbook that was kept by one of the characters.</p> <ol style="list-style-type: none"> Include a combination of at least 10 "photos," small items, and sketches Write notes to explain the significance of each picture or item to the character Present preferably in a binder or album that reflects the style of the character or on a poster board (if necessary). <p>20. Create a treasure chest of the <u>10 most important</u> items from the text.</p> <ol style="list-style-type: none"> Attach a description to each item Explain the importance of each item and its impact on a character or the plot. <p>21. Interview: Write a conversation between a reporter and one character in the novel.</p> <ol style="list-style-type: none"> Reporter must briefly introduce character Must include at least 8 questions Character's answers must show their experiences and feelings. <p>22. Create a movie poster. Your book is being turned into a film and you have been hired to design a movie poster.</p> <ol style="list-style-type: none"> Design must use words and pictures related to the theme Must be completed on poster board Should be creative and colorful Should make people want to see the movie. <p>23. Write a book review for students entering 7th grade next year.</p> <ol style="list-style-type: none"> See Book Review Format in this packet. (page 15)

2016 Summer Reading Project

Name: _____

Directions: Complete one section at a time. Don't try to do this next portion all at once. Give yourself a week to complete this part.

Remembering- Answer all questions using complete sentences.

1. _____

2. _____

3. _____

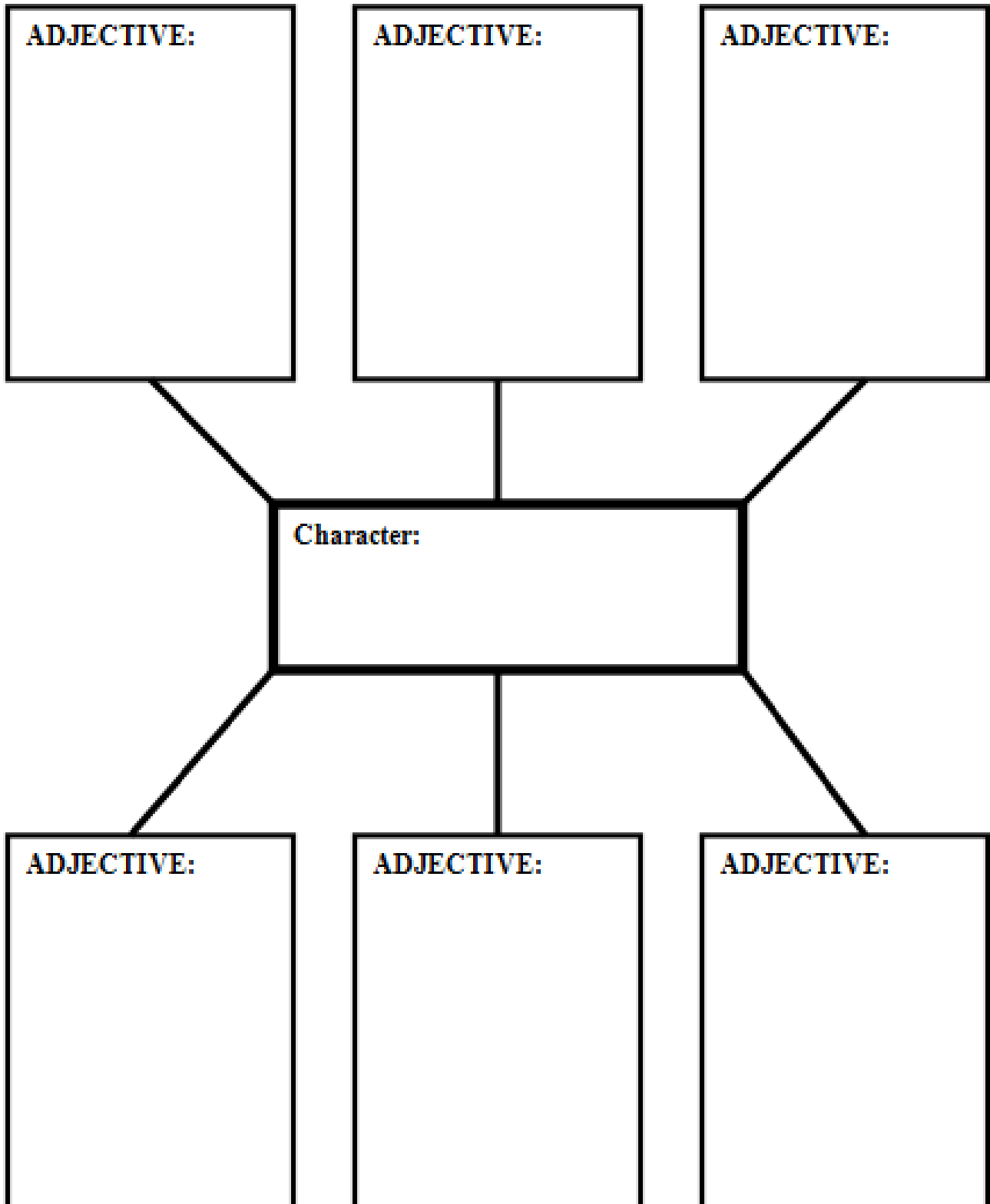
Understanding- Answer all questions using complete sentences.

4. _____

5. _____

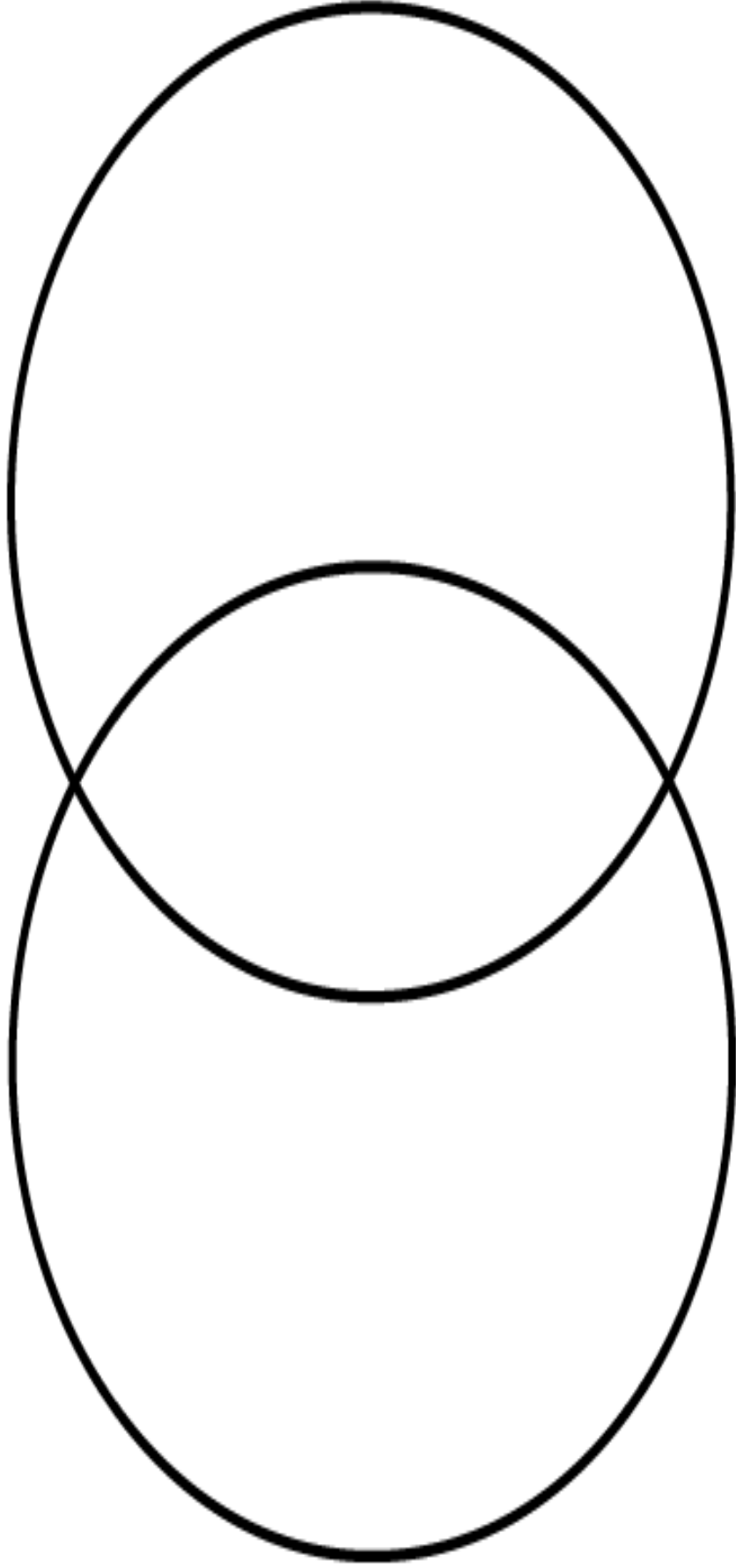
6. _____

CHARACTER MAP



Venn Diagram

Use this graphic organizer to help you when you have to compare and contrast characters, novels or ideas.



**MAKE A COMIC STRIP
(ROUGH DRAFT)**

COMIC STRIP

Book Review Format

For the book review, you must follow the format below. Be sure to include ALL of the following:

Paragraph 1- Story Basics- What's the name of the book you read? Who is the author? What is the setting and does it affect the story at all? What is the mood of the story?

Paragraph 2- Characters- Who are the main characters? What problem do they face? What other characters affect the story and how? Who tells the story? Which character do you relate to the most? Why?

Paragraph 3- Plot- What happened in the book? Give a SHORT summary. Is it believable? What is your favorite part of the book? How and why is it important to the story?

Paragraph 4- Ending- Did the main characters change by the end of the book? If so, in what ways?

Paragraph 5- Your Review- How did you feel about this book? Did you like it or not like it? GIVE REASONS WHY! If you thought it wasn't good, what could be done to improve it? Who would you recommend this book to? What would a person need to know before they could enjoy this book?